

# VORWORT

Wichtige Informationen rund um das Thema  
Bezahlung mit Kreditkarte:

## WICHTIG !!

Die Kreditkarte muss in dem Land ausgestellt und registriert sein in dem du dich zum Zeitpunkt der Bezahlung befindest. Dies spielt jedoch für eine ledigliche Registrierung (Kundenschutz) keine Rolle. Es dürfen maximal 2 Accounts mit einer Karte bezahlt werden. Sollte die Zahlung nicht durchgehen (decline) kann dies mehrere Ursachen haben wie z.B.

1. Das Land stimmt doch nicht überein
2. Wörter falsch geschrieben
3. Umlaut nicht beachtet
4. Zu wenig Geld auf der Prepaid Karte
5. Tageslimit überschritten
6. Mehr als 2 Fehlversuche
7. Internationale Bezahlung im Internet möglich

Wir empfehlen: Punkt 1,4,5,7 schon beim Abschlussgespräch zu klären sodass bei der Einschreibung keine Fehler mehr auftreten.

## WICHTIG !!

**Nach der Rgisrierung bekommst du ein Willkommen Email, und ein Email zur **aktivierung** deines Online Konto ( **Ewallet** ). Bitte aktiviere dieses Konto sofort, damit du auch die Provisionen erhalten kannst.**

# Leitfaden Anmeldung EMPOWER

- 1.) Die Kostenlose Registrierung
  - a.) Dein Sponsor hat dir einen Link zugeschickt.
  - b.) Fülle das Formular aus, alles kann nachträglich geändert werden bis auf den USERNAMEN
  - c.) **WICHTIG !!** Für Nicht Amerikaner bei “State” “Not applicable” auswählen.
  - d.) Vor Buy Now noch 2 Hackerl und los gehts

 **YES! I Want This System NOW!**  
I'm buying it right now - set my blog up INSTANTLY

**The Empower Network Core Blogging System: \$497 Value**  
I'll receive a core 'done for me' blogging system, INSTANTLY setup with all the 'bells and whistles'... so I can be ready to generate traffic and leads as soon as I place my order below!

**High Converting Lead Capture Pages: \$297 Value**  
I'll receive high converting lead capture pages so I can capture my leads, access my personal data base, and even use my own auto-responder to follow up with those leads if I want to!

**8-Part Fast Start Video Training Series: \$397 Value**  
In this high-value video training series, I'll learn the most effective ways to leverage my blog (if results is what I am after), the core 'must have' principals to effective online business building, and a downloadable PDF 'Core Checklist' that will outline my biggest money making principals all in one place.

**Website Hosting, Design, Theme and Plugins: \$247 Value**  
Because I want to get marketing and making money, fast, I don't want to have to set-up my blog - and here, *I don't have to!* I'll get free hosting for my blog, a free theme with a sleek design (complete with profit pulling sales psychology), plus valuable paid plugins so I can save money and avoid setup!

**Plus, If I Complete My Order Before Time Runs Out**  
I can choose to become an affiliate and get 're-sell' right to offer this product to others and earn 100% commissions on ALL the customers that pay ME directly! (Yes, they actually pay you directly)

**YES, I can Earn 100% Commissions, Guaranteed!**

I also understand that I can choose to become an affiliate, and if I do, I can literally 'steal' the ability to re-sell this high-value blogging system to my prospects and earn 100% commissions when my customers PAY ME directly



\*I WANT THIS, Dave & Dave, because I'm excited about finally having the ability to earn the money I deserve for a channel!

First Name:

Last Name:

Ester!

Best Email:

paimeprincessin1@gmail.com

Best Phone:

Username:

Sandy

Note: that your username will be part of your URL address and your affiliate link! It cannot be changed later, so please choose wisely!

Password:

Address:

City:

Pruket Bay

State:

Not applicable

If you are located outside the USA, please select "Not Applicable" in the drop down box above, and add your Provincial/State name in the box below. Thank you.

Province:

Zip Code:

Pruket 83000

Country:

Thailand

**Order Summary:**

Total Today: \$25.00

You have been referred by: Velandy Ltd

Your affiliate ID is: velandy

I agree that Velandy Ltd is my referring affiliate.

By clicking this box, I certify I am over 18 years of age.

- 2.) Nun befindest du dich in deinem Backoffice
- a.) Erst kaufen wie das Produkt Empower Blog.  
Das kommt automatisch nach deiner Anmeldung  
Wenn nicht, dann gehe auf “My Products” und  
“Fast Start”



- b.) Dann landest du bei den den Zahlungs  
Informationen.  
Diese Informationen müssen zu 100% mit den  
Kreditkarten Informationen übereinstimmen.

**WICHTIG !!!** Die Kreditkarten Sicherheit dieser  
Firma ist sehr sehr hoch, das heisst die Daten müssen  
genau übereinstimmen, und muss in dem Land  
registriert sein wo du dich bei der Bezahlung befindest.

- c.) Submit Payment

- 3.) Upgrade auf Vertriebspartner \$ 19.95  
 Geh auf "My Products" dann "Fast Start" dann auf Become an Affiliate, dann alles bestätigen, Hackerl setzen unter dem Video, i agree, und fortfahren.....

## FAST START Training

You need to have the adobe flash player to view the courses.  
 If you have problems playing the videos please [click here](#) and install the latest version of Adobe Flash Player

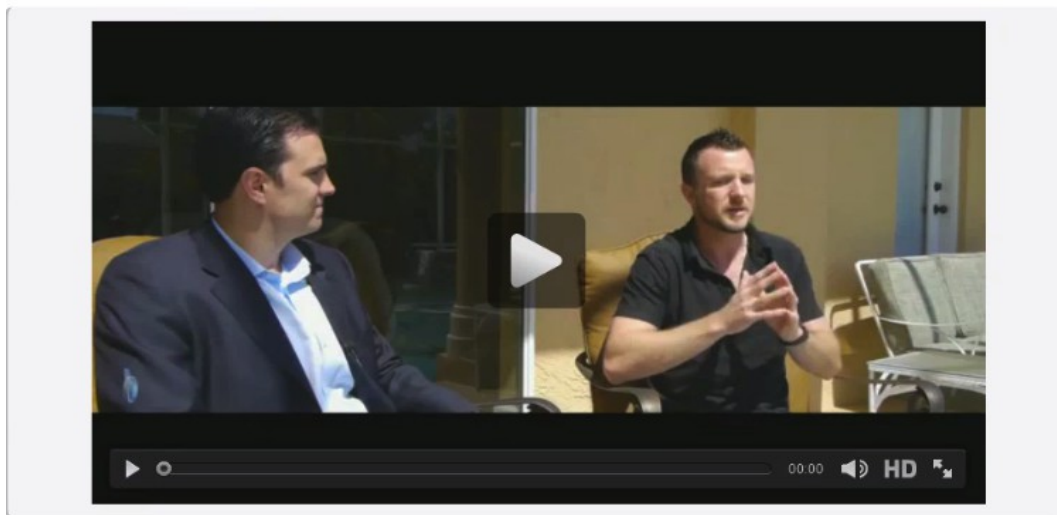
[Expand](#)

Please check this out before you get started...

<b>LESSON 1</b> The First Core Commitment	→	<b>Become an Affiliate</b> <small>(Opens in a new window)</small>	<b>Watch the Lesson Video</b> <small>(Adobe Flash)</small>
<b>LESSON 2</b> The Second Core Commitment		<b>Take the Lesson Quiz</b> <small>(Adobe Flash)</small>	<b>Watch the Lesson Video</b> <small>(Adobe Flash)</small>
<b>LESSON 3</b>			

I understand there is a strict no refund policy on all subscription payments, however, I am completely safe and can unsubscribe at any time from my back office.

Compliance is something we take very seriously at Empower Network. To help you get a better understanding of what compliance is and how it applies to your business, we created this training and require all affiliates to watch it in its entirety. If you have any questions, please contact Empower Network Compliance at [compliance@empowernetwork.com](mailto:compliance@empowernetwork.com).



I have watched the Empower Network Compliance Training course in its

### Empower Network Affiliate Agreement

Please read these terms and conditions carefully, they contain important information about your rights and obligations.

**Note:** The "I agree" checkbox will be activated after the whole text of the Terms of Service is scrolled down to the end.

**4. Section IV: IRS W9 Information**  
 The Tax ID number must match the name as shown on your income tax return to avoid backup withholding. For individuals, this is your social security number.

Please verify the information submitted on your enrollment form. If correct, acknowledge by checking the box below, which will serve as your digital signature. For further information, please see the official IRS W9 form instructions: <http://www.irs.gov/pub/irs-pdf/fw9.pdf>

I consent to the use of electronic records and have read, understand and agree to the Empower Network Affiliate Agreement and Policies and Procedures.

I agree to the Affiliate Agreement  
 I disagree to the Affiliate Agreement

[Submit Payment](#)

Secure Transaction

a.) Die Kreditkarte ist bereits im System und du musst nur noch ein Hackerl machen und auf "Submit Payment"

## "100% Secure Order Form"

**Important:** The payment will show as empowerNet1-888-262-1934 on your credit card statement.



The credit/debit card will be charged for \$19.95 in total. This is a one time payment and it will be charged today. The payment will also setup a subscription payment on \$19.95 it will be charged every month, the subscription will be charged for first time on June, 18th 2013.

Note: If your an US citizen, it is possible that your bank will charge an "international fee" for the order. Please contact your bank for further clarification about additional fees for international transactions.

Select a credit card to do the payment with:

→  Visa - XXXX-5923 - Exp. 03-2023

A New Credit Card

I understand there is a strict no refund policy on all subscription payments, however, I am completely safe and can unsubscribe at any time from my back office.

[Submit Payment](#)


 Secure Transaction

b.) Nun bist du auf die \$ 25 qualifiziert.

#### 4.) Upgrade Inner Circle

a.) Geh auf “My Products” dann “Inner Circle”, automatisch startet ein Video und darunter eine Uhr die rückwärts zählt. Das Video kannst du stoppen, aber du musst warten bis die Uhr auf 00.00 ist.

Dann kannst du weiter runter scrollen und dann auf Submit Payment.



Time Left Until You Can Claim **Your Inner Circle Membership:**

**00min 00sec**

**YES!** *Dave and Dave ...Reserve My Spot! Because The Second I Hit That 'Add To Cart' Button I'll Receive IMMEDIATE Access To All This:*

**- Exclusive 'Inner Circle' Members Only Access**

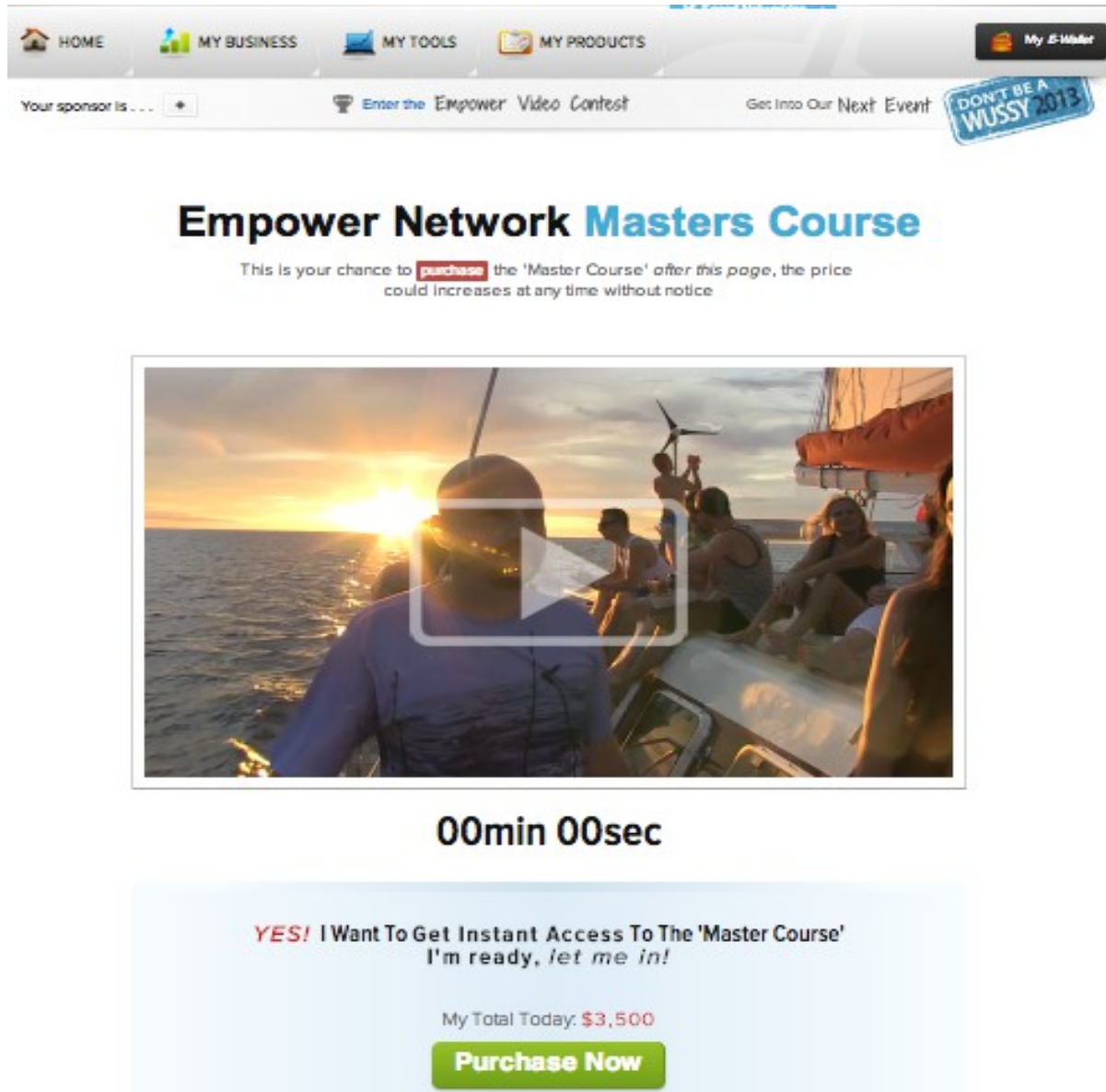
*I'll discover the elusive secrets to generating free traffic, converting leads - and then turning those leads into cash-flow, 'at will' ...on demand!*

b.) Jetzt bist du für die \$ 25 und die \$ 100 qualifiziert.

**Bei den Upgrades für  
\$ 500, und \$ 1000  
funktioniert es genau so**




- 5.) Upgrade auf “ Master Course “ \$ 3.500,--  
a.) Gehe auf My Products, dann Master Course. Wieder startest automatisch ein Video. Wenn die Uhr wieder auf 00.00 ist dann gehen unten auf Purchase NOW



The screenshot shows the top navigation bar with links for HOME, MY BUSINESS, MY TOOLS, and MY PRODUCTS. A 'My E-Wallet' button is in the top right. Below the navigation bar, there are promotional banners: 'Your sponsor is ...', 'Enter the Empower Video Contest', 'Get Into Our Next Event', and a blue badge that says 'DON'T BE A WUSSY 2013'.

## Empower Network Masters Course

This is your chance to **purchase** the 'Master Course' after this page, the price could increase at any time without notice



00min 00sec

**YES!** I Want To Get Instant Access To The 'Master Course'  
I'm ready, let me in!

My Total Today: \$3,500

**Purchase Now**

b.) wähle wieder deine Kreditkarte und geht auf  
“Submit Payment”

**"100% Secure Order Form"**



**Important:** The payment will show as empowerNet1-888-262-1934 on your credit card statement.

The credit/debit card will be charged for \$19.95 in total. This is a one time payment and it will be charged today. The payment will also setup a subscription payment on \$19.95 it will be charged every month, the subscription will be charged for first time on June, 18th 2013.


Note: If your an US citizen, it is possible that your bank will charge an "international fee" for the order. Please contact your bank for further clarification about additional fees for international transactions.

Select a credit card to do the payment with:



→  Visa - XXXX-5923 - Exp. 03-2023  
 A New Credit Card

I understand there is a strict no refund policy on all subscription payments, however, I am completely safe and can unsubscribe at any time from my back office.

[Submit Payment](#) 

c.) Es öffnet ein neues Fenster (siehe Screen Shot)

Your sponsor is ... +  [Enter the Empower Video Contest](#) [Get Into Our Next Event](#) 

## Authorization Required To Complete Order

Congratulations again!  
Go ahead and download the PDF now, and I'll meet you in the Masters Course!

There's one more step required to complete your purchase and activate the Masters Course. Please download the PDF now, sign it, and upload it back on this page.

When you download the form, and sign it, all you need to do is scan it into your computer, and hit the upload button below. We'll activate the course for you immediately.

[Download the authorization document.](#)

**Please note** that you can access this page to upload the authorization document at any time from the My Programs page in your back office or by clicking to purchase the product again.

d.) Dokument downloaden, dann ausdrucken,  
Unterschreiben, und wieder Hochladen.



The screenshot shows the Empower Network website interface. At the top, there is a navigation bar with the logo 'EMPOWER NETWORK' on the left and links for 'My Account', 'Support', and 'Log Out' on the right. Below the navigation bar, there are several menu items: 'HOME', 'MY BUSINESS', 'MY TOOLS', and 'MY PRODUCTS'. A 'My E-Wallet' button is also visible. The main content area features a message: 'Authorization Required To Complete Order'. Below this, a green box contains the text: 'The authorization document was successfully uploaded, please give our support team up to 48 hours to review and approve your payment.' Further down, there is a section titled 'Upload Authorization Document:' with a sub-message: 'If you want to upload another authorization document, please click the following button.' Below this is a blue button labeled 'Upload another authorization document'. In the top right corner of the main content area, there is a blue badge that says 'DON'T BE A WUSSY 2013'.

e.) Dieser Vorgang wird von der Firma überprüft.  
Das kann bis zu 48 h dauern.

Kleiner Tip von uns: Schaut euch alle diese Videos im  
Backoffice auch an und nicht nur einfach wegeklicken  
und auf die Stoppuhr starren.  
Je öfter man etwas hört, desto höher ist der Lerneffekt.

**Falls doch was schief geht hier die Nummer vom Support:**

001 888 262 1934

Florida Time: 8.30 Uhr bis 18.30 Uhr

**Don't Be A Wussy :)**